


CORRECTION

Open Access



Correction to: You don't have the guts: a diverse set of fungi survive passage through *Macrotermes bellicosus* termite guts

Nick Bos^{1,1*} , Leandro Guimaraes¹, Romen Palenzuela¹, Justinn Renelies-Hamilton¹, Lorrie Maccario², Simon Kolotchèlèma Silue^{3,4}, N'golo Abdoulaye Koné^{3,4} and Michael Poulsen¹

Correction to: BMC Ecol Evo (2020) 20:163 <https://doi.org/10.1186/s12862-020-01727-z>

After publication of the original article [1], the authors have notified us that Figure 2 was not updated during proofs, as requested.

The original article can be found online at <https://doi.org/10.1186/s12862-020-01727-z>.

*Correspondence: nbos@bio.ku.dk


¹ Department of Biology, Section for Ecology and Evolution, University of Copenhagen, Universitetsparken 15, Building 3, 1st floor, 2100 Copenhagen East, Copenhagen, Denmark

Full list of author information is available at the end of the article



© The Author(s) 2021. **Open Access** This article is licensed under a Creative Commons Attribution 4.0 International License, which permits use, sharing, adaptation, distribution and reproduction in any medium or format, as long as you give appropriate credit to the original author(s) and the source, provide a link to the Creative Commons licence, and indicate if changes were made. The images or other third party material in this article are included in the article's Creative Commons licence, unless indicated otherwise in a credit line to the material. If material is not included in the article's Creative Commons licence and your intended use is not permitted by statutory regulation or exceeds the permitted use, you will need to obtain permission directly from the copyright holder. To view a copy of this licence, visit <http://creativecommons.org/licenses/by/4.0/>. The Creative Commons Public Domain Dedication waiver (<http://creativecommons.org/publicdomain/zero/1.0/>) applies to the data made available in this article, unless otherwise stated in a credit line to the data.

Originally published Fig. 2:






Fig. 2 **a** Minor worker grooming a major worker (Photo: NB). **b** Dissected gut showing the division into foregut, middle section consisting of midgut, paunch and colon, and rectum (Photo: LG). **c** Mean±SD of observed fungal genus richness per gut compartment. Each dot represents one sample

Correct Fig. 2:

The Publisher apologizes for this error and any confusion caused.

The original article has also been updated.

Author details

¹ Department of Biology, Section for Ecology and Evolution, University of Copenhagen, Universitetsparken 15, Building 3, 1st floor, 2100 Copenhagen East, Copenhagen, Denmark. ² Department of Biology, Section of Microbiology, University of Copenhagen, Universitetsparken 15, Building 1, 1st floor, 2100 Copenhagen East, Copenhagen, Denmark. ³ Unité de Recherche en Ecologie Et Biodiversité (UREB), Université Nangui Abrogoua, UFR Des Sciences de La Nature (UFR-SN), 28 BP 847 28, Abidjan, Côte d'Ivoire. ⁴ Centre de Recherche en Écologie (CRE), Station de Recherche en Ecologie du Parc National de La Comoé, Bouna, Côte d'Ivoire.

Reference

Bos N, Guimaraes L, Palenzuela R, Renelies-Hamilton J, Maccario L, Kolotch-èlèma SS, Koné NA, Poulsen M. You don't have the guts: a diverse set of fungi survive passage through *Macrotermes bellicosus* termite guts. BMC Evol Biol. 2020;20:163 <https://doi.org/10.1186/s12862-020-01727-z>

Publisher's Note

Springer Nature remains neutral with regard to jurisdictional claims in published maps and institutional affiliations.